

VALENTINE

FEED and SUPPLY

The Stockman's Destination for Quality Equipment

Spring 2016



WWW.VALENTINEFEED.COM

1165 North US 27, Portland, IN 47371

260-726-FEED



Proud to be family owned. At Valentine Feed and Supply we are proud to be a family owned small business, involved in America's greatest and most important industry – American Agriculture. We're members of the Southern States Co-op, a farmer owned co-op established in 1923. We pride ourselves in being a service oriented business that is committed to the best interest of our customers and their livestock and pets. Everyone at our store is a livestock owner and has experience in raising and showing livestock, and horses. Ourselves and our children are still involved in showing and therefore we split our time at county and state fairs between showing, servicing our customers and watching the kids show. We invite you to stop by our store in Portland, IN and/or visit our web site (www.valentinefeed.com) or Facebook page, I think you will find our quality and service second to none and competitively priced. We look forward to meeting you.

Thank you,
Mark and Marianne Valentine

Mark Valentine has been certified through Southern States Coop as an Equine Consultant and Certified Equine Specialist. This certification is gained from hours of classroom and on line classes, examinations and field work. Mark can assist you with your horses nutrition, health and safety needs, as well as barn fire safety, and understanding breed characteristics, and many other aspects of the equine industry. He can also help manage the feeding programs at your barn or stable.



The Stockman's Destination for Quality Equipment



We carry products that work as hard as you do.


Catalog Index:

- **C**attle Page 4
- **E**quine Page 24
- **A**pparel Page 40
- **G**oats and Sheep ... Page 44
- **S**how Supplies Page 46
- **S**wine Page 51

Ver. 03-16.01



2" VICTORY GATE



With heavy-duty Z-bar vertical braces, Victory gates are our heaviest and most durable line. Rounded tops and prairie gold powder coating make this one of our most popular livestock products and a must have on your farm or ranch.

16

GAUGE

6

BAR

50"

HIGH

VICTORY 2" GATES	LENGTH	WEIGHT
SS450STKLH	4'	38 lbs.
SS650STKLH	6'	54 lbs.
SS850STKLH	8'	79 lbs.
SS1050STKLH	10'	90 lbs.
SS1250STKLH	12'	106 lbs.
SS1450STKLH	14'	126 lbs.
SS1650STKLH	16'	137 lbs.
SS1850STKLH	18'	165 lbs.
SS2050STKLH	20'	181 lbs.

NOTE: Actual gate lengths are 5" shorter than stated lengths.

If a gate is ever damaged so that it cannot be used for its intended purpose, we will repair or replace at no charge to you, our customer. If a gate is hit with a loader or backed into with a truck/tractor, the gate has to be damaged to the point that it cannot be used as a gate to hold cattle, sheep, hogs or any other livestock. This is not a scratch or dent cosmetic warranty, it's a pass or fail warranty as to the functionality of the gate.

Sioux Steel Company (the "Company") warrants to the original purchaser that the livestock gates labeled through the Company's "Lifetime Guarantee Gate Program" (the "Gates") are free from defects in material and workmanship for the life of the original purchaser. No individual or entity, including the selling dealer, is authorized to make any statements or assume for the Company any liability relating to or arising from the product or its use that varies from the express terms of the Limited Lifetime Warranty.

EXCLUSIONS: The Limited Lifetime Warranty does not cover and the Company is not responsible for: (i) modification or alteration of the Gates; (ii) cosmetic damage, normal wear and tear or damage that does not hinder the functionality of the Gates, including fading of the color; (iii) damage caused by use for purposes inconsistent with its intended purpose or design; (iv) damage due to use of any parts or components not supplied by the Company.

The obligation of the Company is limited to repairing or replacing at its factory any part or component determined to its satisfaction to be defective, and all costs, expenses including transportation, and any fees are the responsibility of the customer. The customer must notify the Company of a claim by registered or certified mail within (30) days after discovery or the claim shall be deemed waived at Sioux Steel Company, 196 1/2 E. 6th Street, Sioux Falls, SD 57104. This information is not intended to be the entire Limited Lifetime Warranty for the Gates and is for informational purposes only. Please see the Company's New Product Warranty for the full Limited Lifetime Warranty.

Lifetime Guaranteed Gates

We know our gates are tough and we want you to enjoy them for a lifetime!

- 2" Victory Gates
- 2" Victory Tall Gates
- 2" Hi-Country Heavy Duty
- 2" Hi-Country Cattleman's
- 2" Hi-Country Super Six

Purchasing a Sioux Gate is like
PLANTING A TREE...
You do it for the next
GENERATION.

Sioux Steel/Homestead Gates

2" Z-BAR FEEDER PANELS

Panels are prairie gold powder coated and feature round tops. Panels utilize 2" x 16 gauge, hi-tensile, 50,000 psi steel tubing. The Z slant bars with 16 gauge kick panel come with pin and loop connection points.

16	50"
GAUGE	HIGH



2" Z-BAR FEEDER PANELS	GAUGE	HEIGHT	LENGTH	WEIGHT
S16199	16	50"	4'	55 lbs.
S173958	16	50"	6'	70 lbs.
S16173	16	50"	8'	87 lbs.
S16174	16	50"	10'	105 lbs.
S16175	16	50"	12'	123 lbs.

ADJUSTABLE HINGE



- Allows gate to be moved up or down.
- Takes tough wear. Swings 270°.
- 3/4" dia. x 12" threaded rod.
- 2 piece clamp and solid steel hinge pin.

ADJUSTABLE HINGE	DESCRIPTION	WEIGHT
S168750	2" Adjustable Standard Plated Hinge	3.5 lbs.
S172795	Bucket Of (12) Hinges	45 lbs.


HOMESTEAD GATES

Homestead Gates are made from 1-3/4" diameter tubing, 14 gauge frames, 19 gauge filler tubes and 14 gauge Z bars. All of our 52" tall gates are powder coated, in your color choice of red, green, gray, or black.

A wide selection of sizes are available including:

4', 6', 8', 10', 12', 14', 16', 18', and 20'

- Powder Coated in Red, Green, Gray or Black
- Indiana Made
- 52" High
- Wide Selection of Sizes



S2000 SELF CATCH CHUTE

002-52000 - 1,595 lbs - without Stabilizer

The S2000 is the latest generation of the Self Catch series from Powder River. The self catch headgate is designed to allow cattle to catch themselves in the headgate and permitting an operator to work the alleyway in a shorthanded situation. The Stabilizer secondary head catch works to control the head by catching cattle again by the shoulders, elongating the neck, and providing superior head control. The new self-catch headgate design offers advantages of a low profile floor and extra wide opening. The center squeeze utilizes rack and pinion mechanisms that aid in keeping operator and animal away from moving parts and dangerous linkages. Mechanical advantage on the lever releases for the center squeeze and the headgate make releasing animals easier than ever. The tailgate linkage allows operation from the front or rear of the chute and a side exit release is included on all 2000 series Powder River chutes. The new low profile floor adjusts easily from 15.5" to 6.5" width.

- Available Stabilizer Head Control
- Low Profile Floor
- Wide Opening Self Catch Headgate
- Leverage Enhanced Center Squeeze
- Split Kickpans
- Split Easy Open Tailgate
- Right Side Exit (Side Exit)
- Easy Adjustable Floor Width
- Available Trailer Kit
- 5 Year warranty



M2000 MANUAL CHUTE

002-51000 - 1,532 lbs

The M2000 is the latest generation of the most popular chute ever sold. The Powder River Manual Headgate is easy to close and release. The new linkage allows for more secure catches with stops ever 1/2 of an inch. The headgate and center squeeze both utilize rack and pinion mechanisms that aid in keeping operator and animal away from moving parts and dangerous linkages. Lever releases on the center squeeze and the headgate make releasing animals easier than ever. The tailgate linkage allows operation from the front or rear of the chute. And a side exit release is included on all 2000 series Powder River Chutes. The new low profile floor adjusts easily from 15.5" to 6.5" in width.



- Rack and Pinion Headgate Linkages
- Leverage Enhanced Center Squeeze
- Split Kickpans
- Split Easy Open Tailgate
- Right Side Exit (Side Exit)
- Easy Adjustable Floor Width
- Available Trailer Kit
- 5 Year Warranty

MANUAL VALUE CHUTE

001-01003 - 845 lbs

The Value Manual chute provides a wide opening manual head gate for catching cattle, including horned cattle. The Dual sided V-Squeeze provides enough leverage to control mid-sized animals. The tailgate is a smooth operating drop gate that has a spring latch that will lock the gate up as well as down. The value series represents the best features in an entry level all steel squeeze chute.



VALUE CHUTE

001-01000 - 900 lbs

The value series of Powder River squeeze chutes incorporate some great features from heavier series like side exits, removable kick pans, adjustable floors, and easy to use drop pipes. The Value line is rated for herds of 30 head or less and cattle that weigh 1100 lbs. or less. The value chutes are not designed for handling bulls.



- Chute sides squeeze simultaneously providing even pressure to the animal, reducing chance of injury.
- Drop-side pipes allow animal access from either side.
- Kick panels are removable on sides.
- Chute sides can be adjusted at 7, 12, and 17" wide to accommodate for the size of the animal.
- A right side exit comes with every chute, allowing the animal to exit out the side, a great safety feature if an animal gets down in the chute.
- All-Steel construction for more years of service

SQUEEZE CHUTE AUTO HEAD GATE

S191440PG - Squeeze Chute With Auto Head Gate, Palp Cage, Slick Door & Rumber Floor - 2,150 lbs.

Designed to accommodate virtually all your cattle from young calves to bigger bulls. This equipment is designed to help keep your livestock calm while being worked.

- 84" tall x 38" wide x 12' long
- 9' squeeze chute
- 3' palpation cage
- 29" inside width (squeezes to 12")
- 40 grease zerks
- All panels are a slam latch design
- Both sides open completely
- Controls can be mounted & ran from either side of your operation



SQUEEZE CHUTE WITH MANUAL HEAD GATE

S191440MPG - Squeeze Chute w/Manual Head Gate, Palp Cage, Slick Door and Rumber Floor - 2,310 lbs

Both sides open all of the way and have slam latched designed panels. Features one of the largest injection doors on the market. Rear vertical slide gate can be on either end of palpation cage. Progressive bar will slide up as the animal moves forward. The back tailgate folds on itself and gets completely out of the way. Drop down doors have blinders on them to keep the animal focused. Drop down doors on the side go all the way down.



- 84" tall x 38" wide x 12' long.
- 9' squeeze chute.
- 3' palpation cage.
- 29" inside width (squeezes down to 12").
- 52 grease zerks.

Right handed operation pictured.

Right handed manual head gate is standard. Left handed option must be specified at time of order.



SQUEEZE CHUTE - AUTO HEAD GATE - W/STEEL FLOOR

S176138SD - Squeeze Chute w/Auto Head Gate, Palp Cage, Slick Door and Steel Floor - 1950 lbs

Both sides open all of the way and have slam latched designed panels. Features one of the largest injection doors on the market. Rear vertical slide gate can be on either end of palpation cage. Progressive bar will slide up as the animal moves forward. The back tailgate folds on itself and gets completely out of the way. Drop down doors have blinders on them to keep the animal focused. Drop down doors on the side go all the way down. Foot

pedal opening on palp door release giving operators a hands free opening. Controls can be mounted and run from either side depending on your operation. Lower side doors do not have to be removed and taken out when nursing a calf. Squeeze lever swings away allowing the side of the chute to open even when squeezed down.

- 84" tall x 38" wide x 12' long
- 9' squeeze chute
- 3' palpation cage
- 29" inside width (squeezes down to 12")
- 52 grease zerks

ECONOMY SQUEEZE CHUTE

S186405 - 650 lbs Must order the head gate separately.

Great choice for ranchers who just need the basics.

- Mechanical squeeze.
- Split doors on both sides.
- Full floor.
- Drop gate on back.
- Comes with pipes for grooming.
- Must order head gate separately.



Tarter/ Powder River

Cattle

Squeeze Chutes / Head Gates

TARTER - CATTLEMASTER SERIES 6 – HEAVY-DUTY SQUEEZE CHUTE

- Features a high-mount, single-lever, double-sided squeeze mechanism
- with heavy-duty linkage to keep animals firmly in place
- Available with either manual or automatic headgate
- Easy-to-use, single-handle mechanism opens and closes split-tailgate with little effort
- Drop-down horseshoes for easy top-side access, as well as the fold-down and fully removable bottom panels
- Spring-loaded side exit door for sorting and exiting larger animals
- Side door release features durable triangular pull handle hooked to pulleys at pivot points for ease of operation and durability
- Modular design allows for addition of optional accessories such as palpation cage and alleyways
- Constructed of 2-3/8" tubular steel with grease fittings at critical points
- Bottom side adjustments with multiple settings for various size animals
- Optional Nose Bar available for CattleMaster
- Manual Headgates
- Large inside working dimensions: 74" tall, 34" wide, 89" long
- Features our durable, corrosion-resistant powder coat red finish



DESCRIPTION	ITEM #	HEIGHT	APPROX. WEIGHT	WIDTH	LENGTH
CattleMaster Squeeze Chute w/Automatic Headgate	CMSCA6	92"	1,605 lbs.	45"	107"
CattleMaster Squeeze Chute w/Manual Headgate	CMSCM6	92"	1,503 lbs.	46.5"	97"
Cattle Nose Bar for Manual CattleMaster Headgate Only	NB*	5-1/2"	7 lbs.	—	45"

NOTE: Series 6 Squeeze Chute is recommended for cattle up to 1,500 lbs. *Special order requiring additional lead time.



POWDER RIVER- VALUE HEAD GATE

001-01085

If a squeeze chute is not in your budget, the Value Head Gate I is very affordable. It can be attached to Powder River Panels or adapted to your existing alleyway. The Value Head Gate I is a self-catch design and works best with polled or dehorned cattle. It can be easily set to catch most any size animal.

VALUE HEAD GATE SPECIFICATIONS

Item No.	001-01085
Weight	224 lbs.
Height (overall)	71"
Widest Point	37 1/2"
Exit Opening	27"
Frame	2" Sch. 40



AUTO HEAD GATE

S198400- 277 lbs.

Spring cushion mounted on squeeze chute to reduce impact when the animal runs into the head gate.

- Left or right handed operation.
- Quickly and easily adjusted automatic, self-catch head gate.
- When a cow goes through, the head gate resets itself automatically.
- Head gate is adjustable from 4" to 10.5".
- 75.25" tall x 37" wide.

MANUAL HEAD GATE

S194538 Right Handed 319 lbs.

S198620 Left Handed 319 lbs.

Hydraulically assisted manual head gate accommodates varying sizes of animals being processed at the same time. Left or right handed operation. Controls can be mounted on either side of the head gate, accommodating to your cattle working environment. When cattle are in a head gate they put pressure forward or backward on the gate. Simply move the lever on the manual head gate and open the check valve and it will open.





WEIGH SCALE W210

G012504

Entry level automatic weigh scale. Simple to use with large rotary selector knob. Locks on animals' weight regardless of movement.

- Rapid, automatic, accurate weight capture regardless of animals' movement
- Three weighing modes:
 - Auto weighing – animal weight locks automatically for fast hands free weighing
 - Manual weighing – operator retains control of weighing cycle by pressing
 - WEIGH key Fine weighing – small load weighing with no zero tracking for greater accuracy
- Large and easy to read display screen
- Simple operation with large labelled push buttons
- Smooth action large rotary switch providing easy access to multiple weighing modes
- Super long run time internal rechargeable battery with charge indicator and low voltage shutdown
- Continue weighing session while charging battery with AC adapter or external battery
- Extra protection and transportation - tough shock and waterproof case. Compatible with most loadbars (automatically calibrates with Gallagher loadbars)



ALUMINIUM PLATFORM

G05900

A lightweight, high strength cattle platform designed to fit standard 4,400 lbs Gallagher loadbars.

- Lightweight, heavy-duty livestock platform
- Fits 4,400 lbs. alleyway loadbars
- 7 1/2' long, 25" wide
- Weighs 49 lbs

W210 PACKAGE

AG210

Package includes: W210, Alleyway Loadbars, and Platform.

ALLEYWAY LOADBARS

G06000

These Alleyway loadbars have a weighing capacity of 4,400 lbs and are 23" in length.

- Tough rugged steel loadbars
- Bottom feet mounting holes extend beyond top covers for ease of bolting down
- Slotted top mounting holes fit most sizes of platforms
- 19.6' long polyurethane loadbar cables covered with tough stainless steel protector springs
- Fitted with high quality, water proof connectors
- Fully water proof loadbar design
- No rubber mounts to delaminate
- Portable, easy to move around and set up
- Can weigh any size or type of animal up to weight capacity

FENCE ENERGIZER M300

G380504

The M300 is a reliable electric fence energizer, powering up to 85 acres / 15 miles of multiwire fence. Ideally suited for small pastures.



FENCE ENERGIZER M150

G328504

Power up to 60 acres or 11 miles of multi-wire fence with the Gallagher M150 Energizer. The M150 plugs into a 110 volt outlet with 1.5 stored joules and is ideally suited for smaller pastures. Comes with an indicator light that flashes with every pulse and a 2 year warranty for added protection.



FENCE ENERGIZER M100

G330414

Take charge of your electric fence with the Gallagher M100 Fence Charger. This charger features 110 volts with 1 stored joule that will power up to 30 acres or 6 miles of multiwire fence. Comes with a green indicator light that flashes when the energizer is working correctly. A hassle free energizer.



SOLAR FENCE ENERGIZER S10

G341404

The S10 portable solar energizer powers up to 3 miles / 15 acres of single wire fence with no vegetation and boasts several solar technology improvements that make it ideal for garden protection, temporary grazing applications, livestock and pet containment. Operates up to 3 weeks without sun!

CALVING PEN CARE SYSTEM

CALVING PEN	DESCRIPTION	WEIGHT
S15503HD	Calving Pen Care System	792 lbs.
S189756	Head Gate Panel	163 lbs.
S15506	Standard Panel	163 lbs.
S15505	Nursing Panel	180 lbs.
S173979	7' Squeeze Gate	86 lbs.
S15512	Squeeze Gate Latch Package	29 lbs.
S15515	(Optional) Add-On Hardware Kit	5 lbs.
S168700	(Optional) Anchor Mat	47 lbs.

360° miter cut reinforcing corner members, 4x4 weld architecture and easy assembly connector clips eliminating nuts and bolts.

MUST ORDER HEAD GATE SEPARATELY.

System Includes:

- (1) 10' head gate panel
- (2) 10' standard panels
- (1) Squeeze gate ratchet latch
- (1) 7' squeeze gate
- (1) 10' nursing panel

MOST USER-FRIENDLY CALVING PEN ON THE MARKET!

Squeeze Gate

Tightens against outside panel to hold the animal secure and swings completely out of the way. Squeeze Gate converts to a 10'x10' pen for treating and holding sick or injured animals.

Swing Gate

Tough gold quality Sioux Steel gates made of 50,000 psi, 16 gauge, high-tensile steel tubing.

Panel Sides

All four side panels open up and feature a slam-latch design.

Ratchet Latch

Easy to handle and assures solid control of the animal. Tightens squeeze gate in increments. When locked, stays locked. Overhead rope gives quick, safe release.

OPTIONAL: Anchor Mat

Heavy 2' wide by 9' long, 9 gauge expandable steel mat with perimeter reinforcements. While animals stand with their feet on the mat, the mat does not allow the headgate or the pen to be pushed out of position.

Outside Flip-Up Nursing Panel

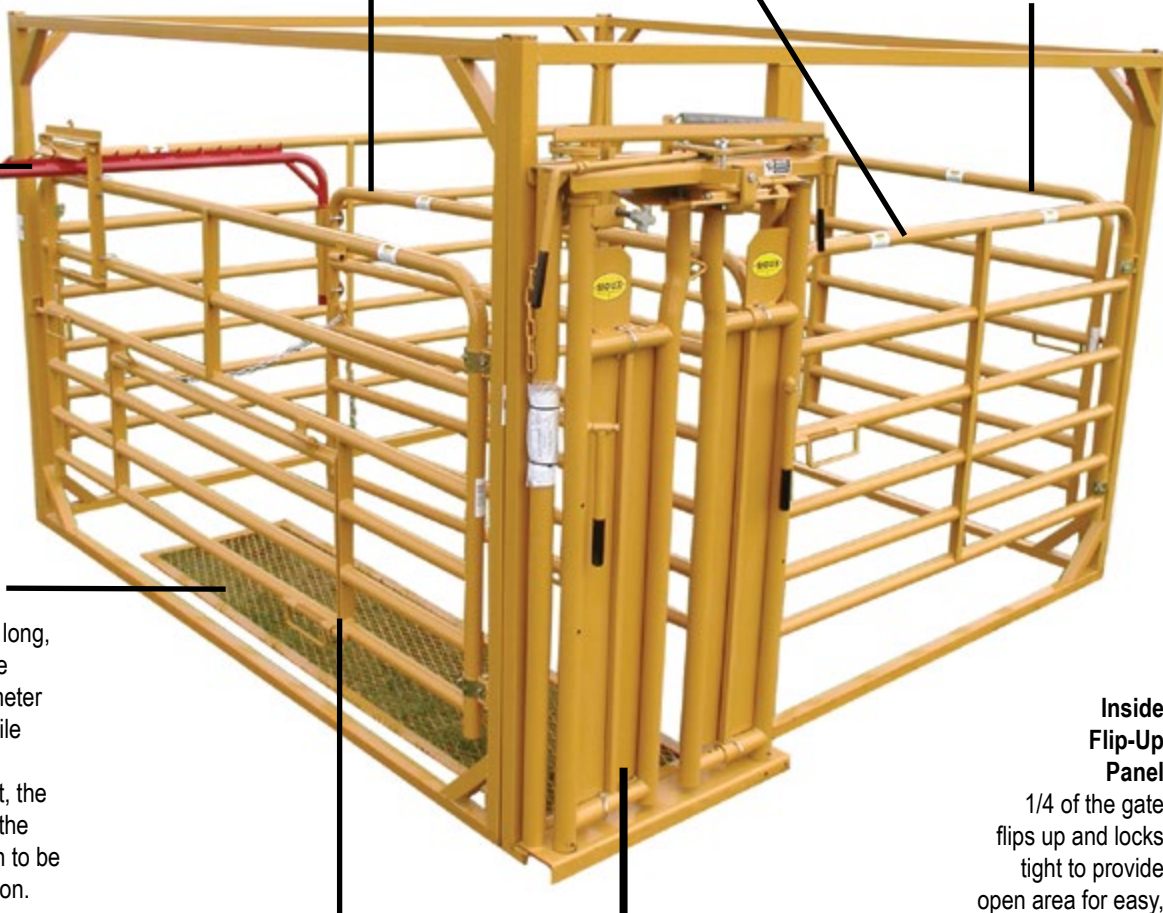
1/4 of the gate flips up and locks tight to provide open area on the outside of the pen for nursing, birthing, or veterinarian tasks.

Inside Flip-Up Panel

1/4 of the gate flips up and locks tight to provide open area for easy, safe access to the animal for grafting calves to cows or for correcting nursing problems.

HEAD GATE MUST BE ORDERED SEPARATELY

Calving pen is pictured with automatic head gate.



CLASSIC CALF TABLE

008-00010

The Powder River Classic Calf Table is the most durable and functional table in the market. The Classic Calf Table has a wide opening Head Gate for ease of catching your calves. It tips for ease of accessing your calves for branding, vaccinating, etc. The Classic Calf Table is reversible for right or left side branding.

POWDER RIVER CALF TABLES — THE LEGEND LIVES ON

- Classic Deluxe has head gate on each end
- Classic only has a head gate on one end but is easily reversible for opposite side branding
- Smooth tipping action for easy side access for branding, vaccinating and more

CLASSIC CALF TABLE SPECIFICATIONS		
ITEM #	DESCRIPTION	WEIGHT
008-00010	Height Overall..... 63" Width Overall 55" Length Overall..... 60" Base Width... 56" x45"	381 lbs.

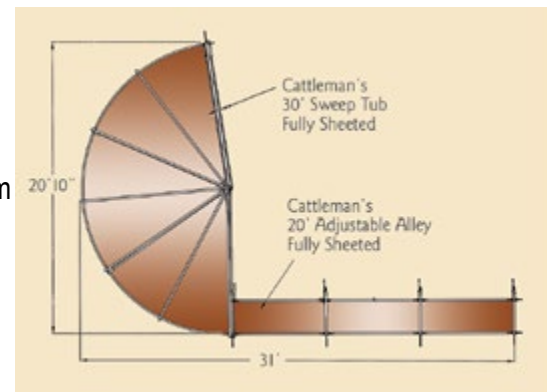




CATTLEMAN'S TUB AND ALLEY PACKAGE

006-30000

The Cattleman's Tub and Alley is one of Powder River's most popular sweep tub and alley systems. If you desire a sheeted system and System 2000 is out of your price range, the Cattleman's System is for you. The Cattleman's System is 67" tall, allowing you to work cattle without the need for a catwalk, giving you a sturdy, functional working system in a very competitive price range. The 20' alley can be set up straight or curved and the tub can be set up for end or center feed.



- Includes 4, Deluxe Alley Bows, fully adjustable from 18" to as wide as 30"
- Alley, heavy duty 14-gauge frame, 16-gauge sheeting
- Alley can be curved or straight depending on requirements
- Three section Sweep Tub is 14-gauge frame and 14-gauge sheeting
- 10' Sweep Tub Crowd Gate includes spring loaded latch
- HD Sweep Tub top and bottom braces add additional support
- The 67" height of the tub and alley is high enough for good cattle flow, yet low enough to access cattle without the need for a catwalk
- Reversible gate



20-foot Curved Alley

Can be set up straight or curved.



Cattleman's Tub can be assembled with either a center or end exit.



FL SERIES- CATTLE FEEDERS

FL Series bunk feeders are designed to position just inside a fence so you can dump feed in from the outside. No more climbing on and off your loader to open and close gates! They also work great for receiving feed directly from your TMR mixer. The FL Series feeders are constructed to the same specifications as the L Series.



CF10FL



CF20FL



CATTLE FEEDERS

700 Series

The double wide 700 series DRB models are designed for both round and square bales or chopped green feeds and TMR. The rear entry gate allows easy access into the trough for cleaning or loading round bales from the rear. The inverted “V” divider, along with Farmco’s slanted trough sides avoid accumulation in the bottom of the trough which provides better feed management and less waste.

Extremely easy to maneuver, these feeders have a 180° turning front dolly and extendable tongue for easy “hook-up”. They have great stability and weight handling capability.



CF710DRB



CF720DRB



CF708SRB

ITEM #	FEED OPENINGS	WHEELS/ LEGS	DIMENSIONS
CF708LRB	20	On Legs	84" X 8'
CF710LRB	22	On Legs	84" X 10'
CF716LRB	30	On Legs	84" X 16'
CF710DRB	20	15x8 Rims	84" X 10'
CF716DRB	28	15x8 Rims	84" X 16'
CF720DRB	36	15x8 Rims	84" X 20'
CF724DRB	42	15x8 Rims	84" X 24'



CF710LRB

BALE CARRIERS

Farmco bale carriers accommodate both round and square bales. Adjustable cross members can be spaced to fit any bale size. Handle high moisture bales efficiently with a Farmco bale carrier.

Bale carriers are available with or without the running gear.



BC24HDWG1208




BC16WG88



Accommodate any bale size with the adjustable cross members.



Extend-able tongue for easy hookup.



Constructed of square and rectangular steel tubing.



Strap holders



Spring assisted tongue for easy lifting.

ITEM #	DIMENSION	STRUCTURE	CAPACITY
BC16WG88	16'	Main Beams 3" x 5" Cross Members 2.5" x 2.5"	8 Round Bales
BC20WG108	20'	Main Beams 3" x 5" Cross Members 2.5" x 2.5"	10 Round Bales
BC20WG1208	20'	Main Beams 3" x 5" Cross Members 2.5" x 2.5"	10 Round Bales
BC24WG1208	24'	Main Beams 3" x 5" Cross Members 2.5" x 2.5"	12 Round Bales
BC24HDWG1208	24' x 9'	Main Beams 3" x 8" Cross Members 3" x 3" Strap holders are standard.	18 Square Bales (3'x3'x8')

CLOSED BOTTOM HAY MAX

SSC83HFM - 471 lbs.

With 15 feed openings, the Closed Bottom Hay Max is the perfect solution for feeding livestock and getting the most out of your hay bales.

Color: Prairie Gold Feed Openings: 15 Diameter: 8'

NOTE: All specifications are subject to change or improvement without notice.

HAY MAX BALE CRADLE CAN NOT BE ORDERED AS STAND ALONE PIECE.
SOLD AS COMPLETE UNIT.



Hay Max Bale Cradle

- 7 piece assembly
- 5' - 5" tall
- 18" x 20 gauge upper shield
- 16" diameter at bottom of base
- 1.66" x 16 gauge tube frame construction with 3 stabilizer bars
- 1.66" x 16 gauge cone tubes



- Closed Bottom
- 3 piece assembly
- 3' - 9" tall
- 18" x 20 gauge lower shield
- 1.66" x 16 gauge tube frame construction
- 1" x 16 gauge cone tubes



DOUBLE SLANT FEEDER

This unique design allows the bale to be positioned upright as it is fed.

- Color: Prairie Gold
- Feed Openings: 15
- Diameter: 8' - 6.6'
- 2" frame & 1.66" bars

DOUBLE SLANT HAY FEEDER	DESCRIPTION	WEIGHT
SSDS83HF	3 Piece System w/Slant Bars & Steel Lower Enclosure	225 lbs.
S161467	1 Section Replacement	75 lbs.

NOTE: All specifications are subject to change or improvement without notice.

FARMCO-BALE RING

CF750R

18 Feed Openings - 7 1/2' round - 2 section

This heavy duty bale ring is ideal for isolation pens or the small hobby farmer. The slant bar frame is rolled from 1" x 2" x 1/8" tube and solid welded to the 1" square slant bars and the 14 gauge bottom ring. The unit is split into two half round sections with convenient latch pins on both sides. This allows you to put a bale in place and secure the feeder around the bale.

Two latch pins allow splitting the ring for easy movement.





NOTE: All hay feeders come complete with bolts and nuts.
Recommended for toughest situations. Not to be used for horses.

3-PIECE HEAVY-DUTY BULL HAY FEEDER

HDBHF - Approx 225 lbs.

- Ideal for feeding round bales to large cattle in tough situations
- 2" round high-tensile strength steel tubing
- S-Bar design prevents calves from getting inside
- 8' diameter to accommodate large bales
- Super-duty end post brace provides superior strength and easy assembly
- 17" metal hay saver to reduce waste
- Stands 45" high
- Features our superior E-Coat red finish to ensure longer life in the field

3-PIECE S-BAR HAY FEEDER

RF - Approx 120 lbs.

- Ideal for feeding round bales to cattle
- 1-3/4" round high-tensile strength steel tubing
- S-bar design helps prevent calves from getting inside feeder
- Heavy-duty end post brace provides superior strength and easy assembly
- 8' in diameter to accommodate large bales
- Stands 45" tall
- Available with or without 17" metal hay saver
- Features our superior E-Coat red finish to ensure longer life in the field



NOTE: All hay feeders come complete with bolts and nuts.
Recommended for toughest situations. Not to be used for horses.

We Will Custom Order for you...

Don't see what you need? Contact to one of the staff at Valentine Feed and Supply about what you are looking for and if it is not on the shelf, we will order it special for you.



← **GROUND MINERAL FEEDER**

The heaviest ground feeder available. Feeder is 15" high and 38" wide. Three compartments allow for 200 lbs. of mineral. Feeder can be anchored in 3 different locations for added stability. The low profile virtually eliminates tipping or spilling.

GROUND MINERAL FEEDER	DESCRIPTION	WEIGHT
S179218	Ground Mineral Feeder	64 lbs.
S198915	Replacement Flap Kit/Upgrade	24 lbs.

Total Height: 17"

UPRIGHT MINERAL FEEDER →

Beveled hood opening 29" x 24". Full 360 degrees rotation protects expensive supplements from the elements.

UPRIGHT MINERAL FEEDER	DESCRIPTION	WEIGHT
S15493	Poly Mineral Feeder	74 lbs.
S196478	Metal Base Only With Pivot	43 lbs.
S191597P	Metal Base Only Less Pivot	33 lbs.
S171642	Kit- Dust Bog (Dust Insecticide)	3.6 lbs.
S164646	Dust Bag Replacement	0.5 lbs.
S168229	Kit - Poly Tip Tank (Oil Insecticide)	5 lbs.
S167887	Oiler Mop Replacement	0.9 lbs.



GALVANIZED CREEP FEEDER

Features a 12 gauge G90 bottom trough and a 16 gauge G90 hopper. Stabilizers on all four corners provide a sturdy environment. The feeder can be filled in one location and transported to another! Once the feeder has been positioned, the tongue is removable.

GALVANIZED CREEP FEEDER	DESCRIPTION	S196448
S196448	150 Bushel Creep Feeder With Rail	1,650 lbs.
S196448LG	150 Bushel Creep Feeder Less Rail	1,572 lbs.



ONE HOLE MIRAFOUNT LIVESTOCK

WATERING TANK - 3345

The One Hole MiraFount 3345 is perfect for beef and dairy. It's unique system allows for your herd to have continuous fresh water. The ball serves as a seal to keep bugs, leaves, and other contaminants out of the water. The water continually circulates to keep it fresh and free from bacteria and algae.

- No sharp edges
- Stands up to livestock abuse
- Resistant to corrosion
- 5 Year warranty
- Patented Miraco roll-away ball closures
- Extra insulation above the valve area
- Removable dome for quick and easy access to valve area
- 2" to 3" urethane insulation
- Sloped bottoms for easier cleaning - a MiraFount exclusive

CAPACITY	GALLONS	SPECIFICATIONS	DIMENSIONS	WEIGHT	DRINKING HEIGHT
75 head beef 30 head dairy	30	One 10" opening (10-3/4" ball)	29" x 31" x 18"	95 lbs.	18"

MIRAFOUNT TWO HOLE LIVESTOCK

WATERING TANK - 3390

This Miraco Livestock Waterer 44 gallon is both a thermos and a watering hole for your livestock. When the water enters the MiraFount and the closures float up and seal off the drinking ports, the MiraFount becomes a thermos for livestock. Whenever an animal drinks, it removes a quantity of water which is immediately replaced by ground water through the valve. This exchange of water keeps the water warm, even in the coldest climate, and cool in warm climates. This particular tank can water 150 head of beef cattle or 60 dairy cows. Split top end panels allow you to easily remove top end panels to help get new cattle started fast. Or, remove the panels when you need more capacity for a few extra head.



CAPACITY	GALLONS	SPECIFICATIONS	DIMENSIONS	WEIGHT	DRINKING HEIGHT
150 head beef 60 head dairy	44	Two 10" opening/10.75" ball closures (convertible)	43" x 29" x 20"	126 lbs.	20"




HF56H

HORSE FEEDERS

Virtually indestructible, Farmco Horse & Equine Feeders are the true choice of equestrian enthusiasts, farmers, ranchers and those living the country lifestyle. These affordable Horse Feeders are designed to minimize feed waste (saving you money) and improve the health and well being of your horses by keeping the hay off the infectious ground contaminants.

The Model HF56H feeder is designed for round bales and with the optional hay basket kit is excellent for small bales too. With the increased trough depth, hay waste is minimized resulting in savings for you. User friendly end gate allows convenient loading. Positive lock on end door ensures door will latch and stay closed. Opens easily.



Hay basket
reduces waste.



Tow ring
for convenient chain hookup.



Spring loaded latch.

ITEM #	BALE CAPACITY	DIMENSIONS	WEIGHT	FEEDING CAPACITY
56H	1 Round 4.5' or 4 Small Squares with basket Insert	5' x 6'	910 lbs.	8 - 10
HF4832G24	1-2 Small Square Bales	4' x 32"	210 lbs.	2-4
HF832G24	3-4 Small Square Cales	8' x 32"	325 lbs.	4-6
HF750H	1 Large Round Bale	7 1/2' round 2- section	350 lbs.	9



HF4832G24



ROUND BALE FEEDER

HF750H

The Farmco 750 round bale feeder has safe, comfortable hoops to ensure that all of the family keep their place at the table. Its two piece construction makes moving it simple with the removal of two pins.

Studies have proven that over 30 percent of hay is wasted when not using a feeder, due to rain and hay being trampled into the ground. When considering a Farmco feeder, remember **ESP**-

Efficiency through improved feed intake.

Savings in feed costs from reduced waste.

Protection from parasite infestation through ground feeding.

Designed and fabricated with 12 gauge steel for long life, Farmco horse feeders are the choice of professionals. All horse feeders are coated with primer. Then a two component polyurethane paint is electrostatically applied to ensure that each square inch of metal has optimum rust resistance.



EQUINE HAY BASKET

EHB

- Cuts down on respiratory problems for horses by eating hay in their natural feeding position
- Conserves hay by keeping it dry and off the ground
- Proven option for horse owners looking to save money on hay
- Only 3% hay waste
- Smooth-sided poly basket for horse safety
- Fully removable basket for easy cleaning
- Large vent holes keep moisture out and hay in
- Constructed of heavy-duty 1-3/4" round tubing with durable, corrosion-resistant powder coat finish



3-PIECE HORSE HAY FEEDER

RHF

- Ideal for safe feeding of round bales to horses
- Open-top A-frame is 8' in diameter
- Round 1-3/4" tubing for extra-strength
- Open top helps minimize hay waste while feeding
- Loop legs that prevent sinking into the ground
- Available with optional 17" hay-saver panel
- Stands 50" high
- Available in our superior E-Coat and galvanized finish



SLOW FEEDER SAVER

Our Slow Feeder Saver is designed to give Equine the healthiest and most natural eating experience possible regardless of them being stalled or stabled. The small grate holes prevent horses from wasting feed by consuming it to quickly or spreading it out on the ground by forcing them to take small bites. This also has the added benefit of keeping them occupied longer reducing boredom, which can lead to cribbing and poor temperament. Slow Feeding is proven to improve the digestive process, which leads to better overall Equine health. Places the horse in a natural anatomic feeding position producing better conformation and less stress on their joints. The solid Poly bottom ensures the animal isn't eating off the ground dramatically reducing the possibility of colic. Horses by nature are grazing animals with digestive systems evolved to process food in small portions up to 16 hours per day. Many veterinarian visits such as ulcers, colic, weight issues and COPD are direct results of how horses are fed.



AQUA TANKS



ITEM #	GALLONS	WEIGHT	DIMENSIONS
AQ - 100	100	35 lbs.	50" x 33 1/4" x 24 1/4"
AQ - 70	70	31 lbs.	43 3/4" x 28 3/4" x 23"
AQ - 40	40	20 lbs.	40 1/2" x 28 1/4" x 14 1/4"
AQ - 30	30	14 lbs.	35 1/4" x 25" x 12"
AQ - 15	15	8 lbs.	28 1/2" x 20" x 10 1/4"

All Aqua Tank products are warranted for three years from date of purchase by High Country Plastics.
The AQ - 70 & AQ - 100 stock tanks come with 1.25 inch drains installed.

W SERIES WATER TANKS

Colors: Black, Ash Grey, Forest Green, Blue, Red, and Yellow.
(Except where noted.)



15 gallon Auto Water Basin WB-15

26" T x 31" Bottom x 14" H, 15 lbs.

The Auto Water basin refills to a desired level eliminating manual refill. An automatic non-siphon valve adjust the water level at the turn of a knob, promoting important water consumption by keeping water clean and fresh. (includes Fillpro pressure valve and 6' hose.)



35 gallon Stock Tank W-35

37 1/4" L x 28" W x 12 3/4" H, 11 lbs.

Color: Black Only



55 gallon Stock Tank W-55

51 1/2" L x 27 1/2" W x 13" H, 19 lbs.



75 gallon Auto Water Tank W-75 Auto

54 1/2" L x 26" W x 23" H, 31 lbs.

Float Valve Features:

- Bronze & forged brass components
- Flange provides support against tank wall
- Serrated arm allows for easy adjustment of water level
- Pivot assembly prevents breakage during freezing



75 gallon Stock Tank/Bunk Feeder W-75

54 1/2" L x 26" W x 23" H, 31 lbs.



100 gallon Stock Tank W-100

52" L x 30 3/4" W x 24" H, 33 lbs.



155 gallon Stock Tank W-155

52 1/2" L x 46 1/4" W x 23 1/2" H, 34 lbs.



300 gallon Cattle Stock Tank W-300

87" L x 62" W x 20" H, 91 lbs.

The W-300 is designed with a thicker wall for added strength and durability. Its over height is 20" to allow livestock or shorter animals to drink.



350 gallon Stock Tank W-350

6' 1" diameter x 25 1/2" H, 71 lbs.



700 gallon Stock Tank W-700

8' 2" diameter x 26" H, 113 lbs.



PICKUP BED WATER CADDY

TC-63 - 63 gallon, 55 lbs.

60 1/4" L x 21" W x 18 1/2" H

Deep Storage Area - 18" L x 17 3/4 W x 4"

The TC-63 is an innovative way to haul up to 63 gallons of fresh water in your pick-up truck while still allowing for easy hook-up to a gooseneck Trailer. it is designed to be positioned at the back or front of a fender well with convenient and easy access to water fill caps located on both sides. There are four handy built in cup holders to hold drinks or sprays. The TC-63 incorporates a center storage area with a lid for storage of miscellaneous items.



BENCH WATER CADDY

BC-25

- Each tank has a fill-plug with a vent for easy filling.
- Lid is strong enough for use as a step to get to your overhead storage in gooseneck trailers.
- Molded-in spray bottle or beverage holders on top
- Storage area can be utilized for miscellaneous supplies, or to keep items cool by adding ice packs.
- Storage compartment: 20" L x 11 1/2" W x 4" H
- Recessed handles for carrying
- 10' hose

GALLONS	DIMENSIONS	WEIGHT
25	35 1/2"L x 15 1/2"W x 15 3/4"H	23 lbs.



Lid Colors: Ash Grey, Forest Green, Blue, Red, and Tan

SLANT LOAD/UPRIGHT WATER CADDY

SL-39

39 gallon, 29 lbs.

14" sides x 14 1/2" facing side x 72" H

The SL-39 features a vent in the fill cap on top of the caddy.

It comes standard with two shut-off valves, one for hose and the other for filling your bucket and a strap/hardware kit.

SLANT/UPRIGHT WATER CADDY STAND

SL-STD, 5 lbs.

Stand for SL-25 Slant/Upright Water caddy featuring a convenient storage compartment.

SLANT LOAD/UPRIGHT WATER CADDY

SL-25, 25 gallon

The SL-25 fits conveniently in the corner of your walk-in tack room utilizing the "dead space." It features a fill hole with a vent at the top of the tank for easy filling. Located at the bottom of the tank is a shut off valve to hook your hose to for filling water buckets. The optional stand [SL-STD] will place the tank higher for easier access to the shut off valve and compartment for out-of-the-way storage of your hose.



HOSE

Water Caddy Accessory

10' hose, 1 lb.

Standard 10' hose available for all High Country Plastics water caddies. stores conveniently inside the SL-STD.



REPLACEMENT HOSE

HR-35 Kit

8' hose, 2 lbs.

Includes 4 zipties, 2 strips, and a ball valve.



HALF MOON LAY DOWN WATER CADDY

HMLD-48

48 gallons, 26 lbs.

63 1/2" L x 18" W x 12" H

Easy way to haul water in your pick-up or trailer.

- Conveniently fits on either side of gooseneck.
- Translucent plastic allows you to see water levels in the tank.
- Includes shut off valve.



HALF MOON HAY RACK WATER CADDY

48 gallons, 26 lbs.

63 1/2" L x 18" W x 12" H

- Includes a 8' hose kit and shut off valve to allow filling from the ground, 4 zip ties, and 2 straps.
- It is **highly recommended** that you secure water caddies with tie-down ratchets (not included) to prevent movement from side to side while traveling.
- Translucent plastic allows you to see water levels in the tank.
- Available in black for Cowboy Shower



11 CUBIC CART SHOWN

DURA CART 7 CUBIC FOOT

DC-7 Assembly required.

- Complete cart 400 lb. weight capacity
- Available with either Worry Free [WF] foam-filled 16" tire or solid foam filled
- 20" bike tire
- Removable Tub
- Use the cart Frame for hauling baled hay, straw, or packaged shavings.

Tub size: 45 1/2" L x 30 1/2" W x 14 1/2" H

Overall length 57" handle to tub end - 54 lbs.

Colors: Forest Green, Blue

DURA CART 11 CUBIC FOOT

DC- 11 Assembly required.

- Complete cart 600 lb. weight capacity
- Available with Worry Free [WF] foam-filled 16" tire
- Removable Tub
- Use the cart Frame for hauling baled hay, straw, or packaged shavings

Tub size: 51" L x 30 1/2" W x 18 1/2" - 56 lbs.

Colors: Forest Green, Blue

2900 DOUBLE SIDED LIL' SPRING

The Lil' Spring 2900 Double Sided Livestock Watering Tank holds 6 gallons of water. It is double sided so you can have to split between different groups of livestock. It's sloped bottom makes cleaning extremely easy and convenient. It keeps water fresh for the health of your herd.

- Large access panel for easy access to valve area
- Access panels at both ends
- Installs easily on most existing concrete pads
- Spring load clips allow entry to valve area - no wrenches required
- Constant flow available
- Smooth edges makes for easy cleaning
- Stainless steel anchor bolts included



PRODUCT	CAP	GAL	DIMS	DRINKING HEIGHT	VALVE	WEIGHT	HEAT	INSTALL
2800 Single Side	30 head beef or horses	4	20" x 16" x 27" T	19"	Miraro Automatic Plastic	40 lbs.	Optional 110 colt 250 watt submersible heater	200 psi hose w/ shut off valve included
2900 Double Sided	60 head beef or horses	6	30.5" x 16.5" x 27" T	19"	Miraro Automatic Plastic	48 lbs.	Optional 110 colt 250 watt submersible heater	200 psi hose w/ shut off valve included

2800 SINGLE SIDE LIL' SPRING

This Lil' Spring 2800 Single Side Watering Trough has a drinking height of 19" and holds up to 4 gallons of water. It is compatible with the 250 Watt Heater Kit which allows your livestock to drink even in the coldest conditions. This trough is very durable and corrosion resistant.

- Large access panel for easy access to valve area
- Access panels at both ends
- Installs easily on most existing concrete pads
- Spring load clips allow entry to valve area
- Constant flow available
- Smooth edges makes for easy cleaning
- Stainless steel anchor bolts included





WALL/FOLDING SADDLE RACK

SDR

27" L x 8" W x 7" H, 6 lbs.

- Gray Hammer Tone Powder coated, heavy duty, metal tubing for strength.
- Mounts to a vertical surface and folds down for out-of-the-way storage.

FREE STANDING FLOOR SADDLE RACK

SSTD

19" W x 33" H x 26" L, 10 lbs.

- An affordable and hassle free way to tidy up your tack room.
- Folds up quickly for easy storage.
- Made of sturdy metal tubing for strength.
- Storage underneath for smaller items.

Color may vary.



TWO WHEEL SADDLE RACK CART

SRC

52" H x 24" W x 28" Diameter, 49 lbs.

This cart has a removable wire basket on the bottom. The handle and the saddle racks are adjustable. It features pneumatic tires. Comes boxed. Assembly required. Gray Hammer Tone Powder Coated.



WAVE FORK TINES

41102

- Multiple colors to choose from
- Made in the USA
- 5 Year Warranty
- 7 times per pack

Colors: Black, Granite, Red, Lime Green, Royal Blue, Purple, Flamingo, Orange, Wine, Hunter, Navy

WAVE FORK RAIL SET

41101

- Made in the USA
- 5 Year Warranty
- Comes in Black

WAVE FORK HANDLE

41100

- Made in the USA
- 5 Year Warranty
- Comes in Black

PRE-ASSEMBLED WAVE FORK

41106

- Pre-assembled and ready to use
- Multiple colors to choose from
- Made in the USA
- 5 Year Warranty



GUARDSMAN™ FLY MASK

Engineered for durability and comfort, the Noble Outfitters® Guardsman™ Fly Mask is like no other. Unique patent pending Flex Spline Technology creates a canopy away from horse's eyes, while unique contoured fit prevents insects from penetrating the mask. **Removable nose guard.**

- Flex Spline Technology creates canopy away from horse's eyes.
- Perfect comfort fit with fleece lining on crown and nose.
- Removable nose attachment provides UPF 25+ protection.
- Contoured fit prevents insect penetration.
- Easy hang bridle loop for storage or wear with halter/bridle
- Strong double-sided hook & loop for secure attachment
- Heavy-duty UV coated mesh is built to last with rub guard rip stop protection





PANELS (ALL AROUND)
1 5/8", 18 GAUGE

Powder Mountain's 18-gauge (All-Around) panels are heavier than most utility panels yet are competitively priced. The panels are ideal for horse corrals, round pens, training circles and backyard roping arenas.

18 GAUGE HORSE PANELS

- Weigh the difference — 70 lbs. of steel in a 12' horse safe square corner panel
- Great for horse pens, training circles, round pens and roping arenas
- Versatile and easy to move
- New Super Durable Powder Coat finish



**PANELS (ALL-AROUND)
WITH PIN & CLIP CONNECTORS**
16', 18 GAUGE

PANEL FEATURES & SPECIFICATIONS

- Available in 12' and 16' lengths
- Choose from two horse-safe connector systems—pin or chain
- 64" high
- Six evenly-spaced rails 8 3/8" apart
- 12" loop legs enable panels to skid easily for moving
- 1 5/8" diameter tubing
- 18 gauge construction
- 12' panel weighs 70 lbs., 16' panel weighs 93 lbs.
- In-line vertical stays add strength and safety



Drop-pin and Clip Connectors



In-line Vertical Stays



Chain Connector

1 5/8", 18 GAUGE (ALL-AROUND) PANEL SPECIFICATIONS			
ITEM #	DESCRIPTION	DIMENSIONS	WEIGHT
015-00012	12' Panel Powder Mt. w/Pin & Clip	12' long x 64" high	70 lbs.
015-00016	16' Panel Powder Mt. w/Pin & Clip	16' long x 64" high	93 lbs.
015-20012	12' Panel Powder Mt. w/Chain	12' long x 64" high	70 lbs.
2015-20016	16' Panel Powder Mt. w/Chain	16' long x 64" high	93 lbs.



BOW GATE

Powder Mountain 6 rail (All-Around) gates include a chain latch and two 10" threaded bolt hinges. The gates can be hung using wood or steel posts. The 6 rail bow gates measure 6' wide and the bow is 9' high with a lever latch that can be opened and closed from horseback.

BOW GATE SPECIFICATIONS			
ITEM #	DESCRIPTION	DIMENSIONS	WEIGHT
027-20006	6' 18 gauge Powder Mt. Bow Gate w/Pin & Clip	6' wide x 9' high	77 lbs.
027-22006	6' 18 gauge Powder Mt. Bow Gate w/Chain	6' wide x 9' high	75 lbs.

HOW TO CALCULATE YOUR ROUND PEN

To calculate the number of panels needed multiply the desired diameter by 3.14. This will determine the circumference. Divide the circumference by the length of the panels being used. This will equal the number of panels needed.

CIRCUMFERENCE: The distance around the circle.

DIAMETER: Straight line passing through the center of the circle

DIAMETER OF HOLDING AREA (FEET)																	
Panel Length	20'	25'	30'	35'	40'	45'	50'	55'	60'	65'	70'	75'	80'	85'	90'	95'	100'
10'	6	8	9	11	13	14	16	17	19	20	22	24	25	27	28	30	31
12'	5	7	8	9	10	12	13	14	15	16	18	20	21	22	24	25	26
16'	4	5	6	7	8	9	10	11	12	13	14	15	16	17	18	19	20

Powder River/Weaver Leather

Equine

1600 Tube Panels w/ Loop Legs

The 1600 Series Tube Panels are the ideal all-purpose panel for use in portable or permanent situations. The recent change to square corners gives you the flexibility to use these panels for cattle and horses. The 1600 Tube Panels have the same 14 gauge vertical supports that we use on our classic line, separating this 16 gauge tube panel from the rest.

- Rails are inserted between two or four 14-gauge high tensile vertical stays, which are 6-% stronger than common steel, separating this panel from other brands
- Connects to all other styles of Powder River panels which allows you to connect to your current Powder River equipment
- Great all purpose panel, works for cattle or horses



1600 TUBE PANEL SPECIFICATIONS	
Height Overall	64"
Horizontal Rails (6)	1.66" O.D. 16 gauge Tube
Connector Pins.....	5/8" x 12"
Legs.....	12"
Loop Legs (18-gauge).....	12" Loop

1600 TUBE PANEL WITH LOOP LEGS			
ITEM #	DESCRIPTION	STAYS	WEIGHT
020-21108	8' Tube Panel w/Loop Legs	1	70 lbs.
020-21110	10' Tube Panel w/Loop Legs	1	82 lbs.
020-21112	12' Tube Panel w/Loop Legs	1	94 lbs.
020-21114	14' Tube Panel w/Loop Legs	2	111 lbs.
020-21116	16' Tube Panel w/Loop Legs	2	123 lbs.

In the barn or at your desk,



can be just a click away.

View our catalog, find products and equipment online or contact one of our knowledgeable staff to help you.

Horse Panel



TARTER- STANDARD HORSE STALL

- Ideal for open barn or shed applications
 - Front and sides stand 7' tall
 - Order separate or as a complete unit
 - Easy to use stall brackets allow for one or multiple side-by-side units
 - 4' wide sliding door with smooth-operating ball-bearing rollers
 - Comes standard with swing out feed door - optional Corner Mount Poly
 - Hay and Grain Feeders can be installed
 - 1/2" solid steel stall bars
 - Flat doorway threshold helps prevent catching or stumbling
 - Unique latches that eliminate all sharp protrusions
 - Stalls easily outfitted with 2x lumber
 - Available in gray powder coat
- NOTE: Stalls do not include wood or other filler material. Lumber kits are available.



Lumber kits are available.





SILVERTIP HALTERS HALTERS

Known for exceptional quality and performance, Silvertip Halters are available exclusively from Weaver Leather. We are a proud supplier of Silvertip Halters and offer a wide variety of selection.

COMMITTED TO QUALITY

Our craftspeople have been personally trained by Judy Rose, former owner of Silvertip Halters, in the art of tying these halters and we continue her commitment to American workmanship.

PREMIUM MATERIALS

The finest materials for rot, mildew and abrasion resistance pair with a one-piece construction for halters that are favorites with trainers, clinicians, outfitters, trail riders, working cowboys, and riders from all disciplines.

STRONG CONSUMER FOLLOWING

Used by professionals, Silvertip has brand recognition among consumers and a reputation for excellence. Backed by a consumer advertising campaign in leading equine publications, Silvertip products are taking the market by storm.

WEAVER LEATHER SADDLE PADS

Meticulously crafted from the finest materials, Weaver Brand Professional Saddle Pads are available in a wide range of options perfect for everyone from professional to recreational riders. EVA sport foam...gel...all purpose...our premium saddles pads are cut out under wear leathers and at spine for a close-contact fit that makes a difference. The same material used in athletic protective gear impact-absorbing EVA sport foam won't break down or absorb sweat for enhanced performance. Plus, it's ventilated for airflow that enhances equine comfort. For maximum shock absorption that eliminates gaps between saddle and horse's back, our Gel Pads are the ideal choice. Finally, our All Purpose Pads are covered in easy-care, quick drying Herculon, making them a favorite of trail riders.

Stop in or call Valentine Feed and Supply to order your preferred saddle pad today!






TACK UP YOUR HORSE

with Quality Products from Weaver Leather

Handcrafted Leather and Nylon Tack and Saddlery Products

- Full selection of products to outfit your horse in style.
- From headstalls, reins, breast collars, saddle pads and bits to exclusives like Miracle Collar®, AirFlex® and Smart Cinch®, we've got your needs covered!
- Your source for quality products at a great value.
- Need something not on display? Ask about special ordering!



RIDE THE BRAND®

MADISON SHOW SHIRT

21003

Features & Technology

- 4-way stretch woven material
- Opti-Dry Technology wicks away moisture
- Stretch mesh back panel for added stretch and breathability
- Power mesh underarm panel for stretch and ventilation

- Hidden button front placket
- Angled Prym® snap closure collar
- Stock tie and loop on all colorways
- Colorful trim inside collar and cuffs
- Reflective logo detailing
- UPF 50+

Sizes: XS to 2X



White with blue horseshoe print inside cuffs and collar.



White/Powder Blue with blue stitching details. Pink and blue print inside cuffs and collar.



Powder Blue with blue stitching details. Light and dark blue inside cuffs and collar.

SIGNATURE BREECH

24001

Enjoy complete freedom of movement in our Signature Breech. Designed with direct influence from consumers, this breech is intended for ultimate comfort in the show ring. Crafted from technical, 4-way stretch material, lightweight enough to provide a personalized fit for effortless comfort, the breech has mid-rise euro seat design for a flattering look. The lightweight stretch hem at calf reduces bulk inside your riding boot, perfect to be paired with your tall boots.

- 51% cotton/ 39% nylon/ 10% elastane
 - 4-way stretch material for the most flattering and comfortable fit
 - Opti-Dry Technology wicks moisture away
 - Mid-rise, euro seat design
 - Front zip closure
 - Extra belt loop at left hip with signature stripe
 - Secure YKK® zip hand pocket at front left
 - Toray ultrasuede® knee patches
 - Athletic inseam for tailored feel
 - Reflective logo detailing
 - Mid-rise, slightly below your belly button to reduce bulk with belt under hunt coat
- Sizes: Even numbers 24R through 34R



WOMEN'S ALL-AROUND JACKET

28503

Forget boxy softshells—try the shapely fit and all around versatility of the Women's All-Around Jacket. This stretch, softshell piece is great for unpredictable temps. Wear over the Lauren Quarter Zip and under the All-Around Jacket for a complete horse riding apparel performance layering system.

- 86% polyester / 14% spandex softshell
- Water and wind resistant stretch material
- Zip secure handwarmer pockets
- Soft brushed lining inside neck and hand pockets
- YKK 2-way front zipper
- True to size
- Princess side seams for a feminine fit
- Longer sleeve length
- Dropped back hem for full coverage
- Adjustable cuff closure
- Those with a larger bust may wish to order one size up

Colors: Black, Wine, Blue Ribbon/Black

Sizes: XS - 2X (No 2X in Blue Ribbon/Black)



WOMEN'S ALL-AROUND VEST

28003

- 86% polyester / 14% spandex softshell
- Water and wind resistant stretch material
- Zip secure handwarmer pockets
- Soft brushed lining inside neck and hand pockets
- YKK® 2-way front zipper
- True to size
- Princess side seams for feminine fit
- Slight racer back for ease of movement
- Stretch softshell material for full mobility
- Dropped back hem for full coverage
- Those with a larger bust may wish to order one size up

Color: Black or Wine

Sizes: XS - 2X



MEN'S ALL-AROUND JACKET

Designed for a perfect riding apparel fit and all around versatility: the Men's All-Around Jacket. This stretch, softshell piece is great for unpredictable temps. Wear over the CoolFlo Polo for a complete performance layering system.

- 86% polyester/ 14% spandex softshell
- Water and wind resistant material
- Design is articulated for movement
- YKK® center front two-way zipper
- Zip secure hand pockets with warm brushed lining
- Internal chest pocket with cord management
- Brushed fleece at inside neck for added warmth
- Longer sleeve length with adjustable cuff closures
- Longer length and dropped back hem for full coverage working or in the saddle



HAY BUCKER GLOVE

The only equestrian glove made for throwing hay, the Haybucker is designed to give you maximum support, dexterity and protection. Size: S-XL

- Specifically built for moving hay with innovative Kevlar blend material for maximum cut and abrasion resistance
- Sew tough construction protects critical areas against abrasion and wear
- Durable synthetic suede padded palm and reinforced knuckle protection
- Breathable textured knit on back of hand for fit and ventilation
- Gunn cut palm with rollover fingertips for added dexterity
- Adjustable elastic comfort cuff closure with easy grip suede pull tab
- Terry cloth sweat wipe



HAY BUCKER PRO

The new Noble Outfitters™ Hay Bucker Pro Glove is designed with innovative Kevlar blend material for maximum cut and abrasion resistance for moving hay and heavy farm work. Size: S-XXL

- Back of hand: 95% nylon/ 5% spandex 2-way knit
- Palm: simulated leather and kevlar with silicone grip
- Kevlar® blend material on fingers for cut and abrasion resistance with silicone for enhanced grip
- Synthetic suede padded palm
- Gunn cut palm and rollover fingertips for maximum dexterity
- Padded and reinforced knuckles
- Breathable textured knit on back of hand
- Terry cloth sweat wipe



RANCH TOUGH™ WORK BOOT ROUND TOE - 65001

- Water repellent top grain leather
- Oil and slip resistant
- Fiberglass shank for lightweight and responsive arch support
- Opti-Dry Technology moisture wicking lining
- Lightweight cushioning EVA for ultimate comfort
- Goodyear stitched welt construction for maximum durability in your equestrian apparel
- Easy clean tread design
- Anti-odor dual-density insole for support all day

Sizes: Men's Regular and Wide, 7- 13 (No wide 7) Color: 122 Tobacco

RANCH TOUGH™ WORK BOOT SQUARE TOE - 65002

All the same great qualities of the round toe, with a different look. These high performance, extreme comfort work boots are made with water repellent top grain leather. With an oil and slip resistant non-marking outsole, the Ranch Touch Square Toe boots are sure to keep you steady on your feet.

Sizes: Men's Regular and Wide, 7- 13 (No wide 7) Color: 701 Smoke Blue



MUDS™ STAY COOL MEN'S HIGH -65006

- 100% waterproof construction for optimum protection
- Shock-absorbing, anti-microbial insole to fights odors
- Contoured foam interior provides custom and secure fit
- 3.5mm Neoprene and 3D mesh lining
- Ultra breathable and moisture wicking for comfort on hot days
- Anti-slip non-marking outsole
- Ozone resistant industrial grade rubber for durability

Sizes 7-13

MUDS™ COLD FRONT WOMEN'S HIGH - 66002

- 100% waterproof construction for optimum protection
- Shock-absorbing, anti-microbial insole to fights odors
- Contoured foam interior provides custom and secure fit
- 5mm insulating neoprene
- Fleece lining
- Ultra breathable and moisture wicking for comfort on hot days
- Anti-slip non-marking outsole
- Ozone resistant industrial grade rubber for durability

Sizes 6-11



TRUE FLEX ROPING GLOVES - 50005

- Fabric allows for close contact feel of rope
- Knuckle Knit construction reduces bulk in knuckles and palm
- Nylon/cotton/rubber blend for fit and feel in equestrian riding gloves
- Right hand glove only

Sizes XS-2X

GOAT TROUGH FEEDER

- Ideal for feeding goats and small animals
- Cannot be pushed around or turned over
- V-bottom and overhead guard prevent goats from standing in feeder
- Low to the ground allowing almost any size goat or other small animals to have easy access
- Available in 4' and 8' lengths
- Features our superior E-Coat red finish



DESCRIPTION	ITEM #	HEIGHT	APPROX. WEIGHT	WIDTH	LENGTH
4' Trough Feeder	TF4	17"	60 lbs.	32"	48"
8' Trough Feeder	TF8	17"	118 lbs.	32"	96"

GOAT MINERAL FEEDER

GMF- Height 31"- Approx Weight 29 lbs. - Width 65"

- Used for feeding goats mineral while protecting mineral from the wind, rain, and other weather elements
- 65"-diameter base with extra-long legs to prevent tipping
- Ideal height for small animals
- Thick poly tub with protective molded wind vane
- Features our durable, corrosion-resistant powder coat finish





PRO COOL MESH GOAT BLANKETS

Protect your goats from harmful UVA/IVB rays, while safeguarding them from the elements.

- Ventilated material also serves as a barrier against fungus
- Rear cutout provides ample room for tail
- Adjustable belly strap won't rub or chafe

COLORS

- White with Black Binding
- Hot Pink with Crystal Binding
- Hurricane Blue with Reflective Piping
- Red with Reflective Piping
- Lime Zest with Reflective Piping
- Purple with Reflective Piping
- Blue with Reflective Piping

GOAT BLANKET SIZING

- Small- up to 40 lbs.
- Medium: 40 - 60 lbs.
- Large - 60 - 80 lbs.



SHOW SUPPLIES

You don't take showing livestock lightly. Neither do we. It's your passion and we're dedicated to helping you be the very best you can be. That's why we at Valentine Feed and Supply offer only the best supplies backed by industry experts and years of experience that are proven in the show ring. At Valentine Feed and Supply we can help you be show day ready with a large selection of Weaver Leather whips, crops, canes, bats, sticks, poles, bridals, halters, ropes, and blankets.



POLY ROPE GOAT HALTERS

The soft braid "ski rope" of these versatile, fully adjustable halters makes them a must have in your barn.

Colors:

- Berry/Gray
- Tan/Black/Gray
- Dark Blue/Turquoise/Gray
- Royal Blue/Berry/Gray
- Black
- Red
- Blue
- Green/White
- Pink/Purple/Green
- Blue/Yellow
- Green/Blue/Purple
- Pink/Orange/Yellow *shown
- Lime/Hurricane/Blue/Blue
- Red/Purple/Lime
- Hurricane Blue/Blue/Rose
- Purple Jazz/Black
- and more!





SHOW SUPPLIES THAT WORK AS HARD AS YOU DO.

The day of a show starts early and a stocked showbox ready to help you get your animal fitted to perform at the "Best of Show" level is a must. The hard working products from Valentine Feed and Supply can help you have a rewarding day. Our line of Weaver Leather brushes, combs, dryers, clippers, scissors, soaps, shampoos, adhesives, removers, foams and coat enhancements are ready for you to stock your show box.



Show Supplies

Paints, Glosses, Shampoos



SINGLE DOOR GALVANIZED SHOWBOXES

69-5013, 5' shown, 133 lbs.

Same quality construction with one less door! Don't need the extra storage space? This is the box for you! Available in 4' and 5' designs, these boxes are easy to move and transport with a handled dolly frame, making them great for hauling to shows.

- Wheeled frame provides added support under door to take stress of hinges.
- Large bottom shelf can fit a blower, gallon products, clipper boxes and other larger items.

TRIMMING STAND W/STRAIGHT HEAD PIECE

69-5110

Unlike others on the market, our trimming stands are light enough to carry and durably constructed to handle long days of trimming and clipping.

- Stands fold completely flat and feature bolts to help keep the legs secure when carrying
- Strong piano hinges help distribute the animal's weight evenly and make folding easy
- Adjustable front legs and head piece for ease of trimming
- Three heavy-duty cross bars support the wire mesh floor



CLIPPER BOX

60-5150 Treadplate, 69-5151 Galvanized

Protect your expensive clippers and blades from damage in this box lined with 2-1/2" thick foam.

- Inside dividers keep blades, clippers and accessories separate and organized
- Heavy-duty latches for padlocks (not included) keep contents secure



ANDIS FREEDOM CLIPPER

65-1813

Comes with stainless steel blade that adjusts from fine to coarse, blade guard, dual voltage charger and clipper oil.



ANDIS AGC SUPER 2-SPEED CLIPPER

65-1837

Comes with UltraEdge size T-84 blade, a horse grooming DVD, step-by-step grooming instructions, clipper oil and a carrying case.

ANDIS SUPER AGR+ CORDLESS RECHARGEABLE CLIPPER

65-1802

Comes with CeramicEdge size 10 blade, removable battery pack, Sensa-Charge charging system, clipper oil and carrying case.

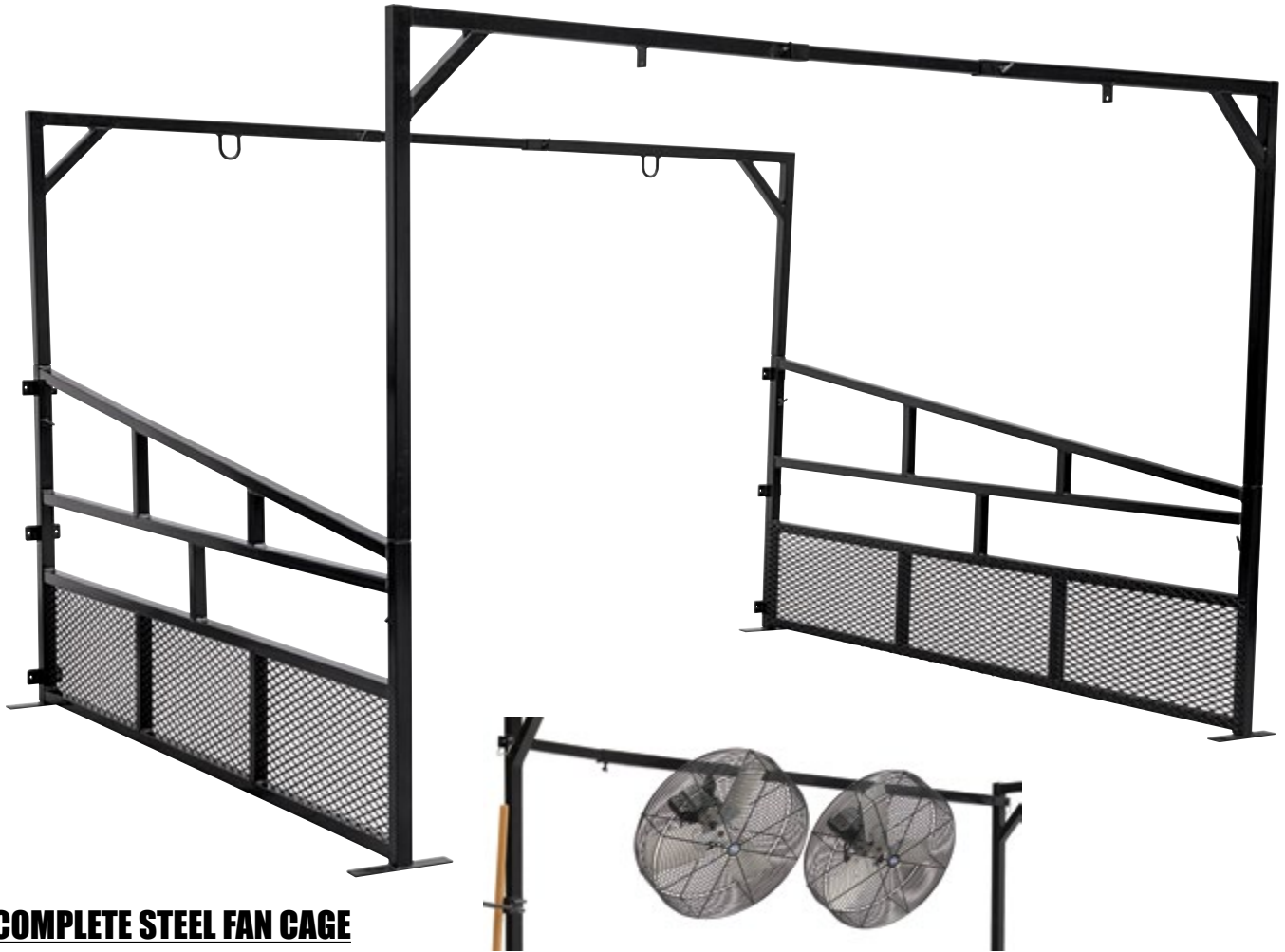


STAR LISTER SHEARING CLIPPER

The biggest selling clipper in its class, this slim line, lightweight clipper is an ideal starting point for those looking to achieve a world class finish for their horse. A powerful, fast and efficient clipper that maintains a constant speed even in areas where the coat becomes particularly thick or dirty.

- Powerful 45W motor for fast, professional clipping
- Ventilated head to prevent the blades and head from getting hot and causing discomfort. This technology will also help to keep the hair away from your face
- Overload switch to protect the motor from damage
- Removable and replaceable air filters for easy maintenance





COMPLETE STEEL FAN CAGE

69-5140

(FANS SOLD SEPARATELY AT VALENTINE FEED & SUPPLY)

Easy to haul and built for years of use, this steel fan cage configures to accommodate one to four animals.

- Includes 2 stall dividers, 2 front L-bars, 2 rear L-bars, 4 front head ties, 4 rear fan hangers, 2 extension tubes and 12 knobs
- Extend from 8'-14' wide; Front height: 73 1/2"; Rear height: 78 1/2"; Stall divider length 96"
- Steel cage weighs 251 lbs.
- Fans hang at back of unit for maximum animal comfort

KIRK STIERWALT PROFESSIONAL CATTLE CHUTES

69-5097 8' Chute, Weight: 130 lbs.

We worked closely with Kirk Stierwalt to develop these one-of-a-kind chutes that have taken the industry by storm! These self contained all aluminum chutes are fully collapsible, with the side bars, top bars and head piece fitting securely within the base for easy transportation and storage. Once in upright, in-use position, these easy-to-assemble chutes are extremely sturdy and user-friendly.

- Powder coated side bars and head lock prevent any oxidized aluminum from rubbing off
- Assembled: 138" L x 36-1/2" W x 75" H
- Collapsed: 110" L x 36-1/2" W x 16-1/2" H



MIRAFOUNT TWO-LID WATERING TROUGH

3410

The MiraFount Two-Lid Watering Trough holds up to 6 gallons of water and is ideal for small pigs. It provides for up to 100 market hogs or 50 sows. It has two lift-up lids that keep the water fresh and clean while not in use.

Lids keep water from splashing out to keep animals dry

- Sloped bottoms for easier cleaning
- Extra insulation above the valve area aids in preventing freezing
- 2" to 3" urethane insulation to reduce chance of freezing
- Corrosion-resistant & Polyethylene construction slows wear and tear
- Stainless steel anchor bolts included



CAPACITY	GAL	SPECIFICATIONS	DIMENSIONS	WEIGHT
100 head market hogs 50 head sows	6	Two lift-up lids /10" openings	34" x 19" x 16" T	52 lbs.



HOG SUPREME FEEDER

Advanced scalloped trough provides a "natural" opening contoured to the hogs jowl. Large head clearance allows the hog to adopt a comfortable stance and conduct eating motions inside the feeder. Keeps feed in the feeding zone where hogs can get to it.

Features:

- 12 large openings "natural" to hog anatomy
- Long-lasting trough is heavy galvanized, 12 gauge steel
- Keeps feed in the feeding zone

MINI FEED BIN

The average size home takes one 5 gallon bucket of corn for heat. That means that the mini corn bin will store enough corn to last 6 weeks. Using that mini corn bin to store corn for a corn-burning stove will save you money on fuel costs in the winter.

Features:

- Unit comes with poly boot and slide valve for easy unloading of product in bin.

Storage for:

- Corn burning stoves
- Various grain pellets
- Bulk seed
- Wide variety of bottom attachments.
- 40 (2,240 lbs.) and 65 (3,640 lbs.) bushel capacities

MINI FEED BIN	DESCRIPTION	WEIGHT
S186315	40 Bushel Mini Bin 5' x 8' Tall	217 lbs.
S183678	65 Bushel Mini Bin 5' x 10' Tall	325 lbs.





1165 North US 27, Portland, IN 47371

260-726-FEED

www.valentinefeed.com



VALENTINE

FEED and SUPPLY

The Stockman's Destination for Quality Equipment